


# sparktex Examples

June 9, 2013

This document demonstrates the L<sup>A</sup>T<sub>E</sub>X results of the **sparktex** examples used in the package's R documentation.

## Data used for sparklines:

```
> library(sparktex)
> vals <- sin(seq(1:10))
```

Basic sparkline: 

```
> library(sparktex)
> vals <- sin(seq(1:10))
> sparktex(vals)
```

```
% autogenerated by sparktex
% 2013-06-09 22:42:51
\renewcommand{\sparklineheight}{1.75}
\begin{sparkline}{10}
\spark
 0.0864 0.841470984807897
 0.1783 0.909297426825682
 0.2702 0.141120008059867
 0.3621 -0.756802495307928
 0.454 -0.958924274663138
 0.546 -0.279415498198926
 0.6379 0.656986598718789
 0.7298 0.989358246623382
 0.8217 0.412118485241757
 0.9136 -0.54402111088937 /
\end{sparkline}
```

## A wider sparkline:



```
> library(sparktex)
> vals <- sin(seq(1:10))
> sparktex(vals, width=40)
```

```
% autogenerated by sparktex
% 2013-06-09 22:42:51
\renewcommand{\sparklineheight}{1.75}
\begin{sparkline}{40}
\spark
 0.0864 0.841470984807897
 0.1783 0.909297426825682
 0.2702 0.141120008059867
```

```

0.3621 -0.756802495307928
0.454 -0.958924274663138
0.546 -0.279415498198926
0.6379 0.656986598718789
0.7298 0.989358246623382
0.8217 0.412118485241757
0.9136 -0.54402111088937 /
\end{sparkline}

```


A thicker sparkline: 

```

> library(sparktex)
> vals <- sin(seq(1:10))
> sparktex(vals, linewidth=3)

% autogenerated by sparktex
% 2013-06-09 22:42:51
{\setlength{\sparklinethickness}{3px}
\renewcommand{\sparklineheight}{1.75}
\begin{sparkline}{10}
\spark
0.0864 0.841470984807897
0.1783 0.909297426825682
0.2702 0.141120008059867
0.3621 -0.756802495307928
0.454 -0.958924274663138
0.546 -0.279415498198926
0.6379 0.656986598718789
0.7298 0.989358246623382
0.8217 0.412118485241757
0.9136 -0.54402111088937 /
\end{sparkline}}

```


A sparkspike/barplot: 

```

> library(sparktex)
> vals <- sin(seq(1:10))
> sparktex(vals, type="sparkspike")

% autogenerated by sparktex
% 2013-06-09 22:42:51
\renewcommand{\sparklineheight}{1.75}
\begin{sparkline}{10}
\sparkspike 0.0864 0.841470984807897
\sparkspike 0.1783 0.909297426825682
\sparkspike 0.2702 0.141120008059867
\sparkspike 0.3621 -0.756802495307928
\sparkspike 0.454 -0.958924274663138
\sparkspike 0.546 -0.279415498198926
\sparkspike 0.6379 0.656986598718789
\sparkspike 0.7298 0.989358246623382
\sparkspike 0.8217 0.412118485241757
\sparkspike 0.9136 -0.54402111088937
\end{sparkline}

```

Constrain y to (0,1): 

```

> library(sparktex)
> vals <- sin(seq(1:10))
> sparktex(vals, normalize=TRUE)

% autogenerated by sparktex
% 2013-06-09 22:42:51
\renewcommand{\sparklineheight}{1.75}
\begin{sparkline}{10}
\spark
  0.0864 0.850522
  0.1783 0.919078
  0.2702 0.142638
  0.3621 -0.764943
  0.454 -0.969239
  0.546 -0.282421
  0.6379 0.664053
  0.7298 1
  0.8217 0.416551
  0.9136 -0.549873 /
\end{sparkline}

```

Constrain the sparkline to LaTeX line height: 

```

> library(sparktex)
> vals <- sin(seq(1:10))
> sparktex(vals, height=1)

% autogenerated by sparktex
% 2013-06-09 22:42:51
\renewcommand{\sparklineheight}{1}
\begin{sparkline}{10}
\spark
  0.0864 0.841470984807897
  0.1783 0.909297426825682
  0.2702 0.141120008059867
  0.3621 -0.756802495307928
  0.454 -0.958924274663138
  0.546 -0.279415498198926
  0.6379 0.656986598718789
  0.7298 0.989358246623382
  0.8217 0.412118485241757
  0.9136 -0.54402111088937 /
\end{sparkline}

```

A gray background: 

```

> library(sparktex)
> vals <- sin(seq(1:10))
> sparktex(vals, rectangle=c(1,2))

% autogenerated by sparktex
% 2013-06-09 22:42:51
\renewcommand{\sparklineheight}{1.75}
\begin{sparkline}{10}
\definecolor{sparkrectanglecolor}{gray}{0.9}
\sparkrectangle 1 2

```

```

\spark
0.0864 0.841470984807897
0.1783 0.909297426825682
0.2702 0.141120008059867
0.3621 -0.756802495307928
0.454 -0.958924274663138
0.546 -0.279415498198926
0.6379 0.656986598718789
0.7298 0.989358246623382
0.8217 0.412118485241757
0.9136 -0.54402111088937 /
\end{sparkline}

```

A colored background:



```

> library(sparktex)
> vals <- sin(seq(1:10))
> sparktex(vals, rectangle=c(1,2,"rgb","0.5,0.7,0.3"))

```

```

% autogenerated by sparktex
% 2013-06-09 22:42:51
\renewcommand{\sparklineheight}{1.75}
\begin{sparkline}{10}
\definecolor{sparkrectanglecolor}{rgb}{0.5,0.7,0.3}
\sparkrectangle 1 2
\spark
0.0864 0.841470984807897
0.1783 0.909297426825682
0.2702 0.141120008059867
0.3621 -0.756802495307928
0.454 -0.958924274663138
0.546 -0.279415498198926
0.6379 0.656986598718789
0.7298 0.989358246623382
0.8217 0.412118485241757
0.9136 -0.54402111088937 /
\end{sparkline}

```

Two colored background rectangles:



```

> library(sparktex)
> vals <- sin(seq(1:10))
> sparktex(vals, rectangle=list(c(1,2,"rgb","0.5,0.7,0.3"), c(-1,0,"rgb","0.2,0.7,0.3")))

% autogenerated by sparktex
% 2013-06-09 22:42:51
\renewcommand{\sparklineheight}{1.75}
\begin{sparkline}{10}
\definecolor{sparkrectanglecolor}{rgb}{0.5,0.7,0.3}
\sparkrectangle 1 2
\definecolor{sparkrectanglecolor}{rgb}{0.2,0.7,0.3}
\sparkrectangle -1 0
\spark
0.0864 0.841470984807897
0.1783 0.909297426825682

```

```

0.2702 0.141120008059867
0.3621 -0.756802495307928
0.454 -0.958924274663138
0.546 -0.279415498198926
0.6379 0.656986598718789
0.7298 0.989358246623382
0.8217 0.412118485241757
0.9136 -0.54402111088937 /
\end{sparkline}

```

A sparkline with start and end points:



```

> library(sparktex)
> vals <- sin(seq(1:10))
> sparktex(vals, sparkdot=list(c(0.0864,sin(1),"blue"), c(0.9136,sin(10),"red"))))

% autogenerated by sparktex
% 2013-06-09 22:42:51
\renewcommand{\sparklineheight}{1.75}
\begin{sparkline}{10}
\spark
0.0864 0.841470984807897
0.1783 0.909297426825682
0.2702 0.141120008059867
0.3621 -0.756802495307928
0.454 -0.958924274663138
0.546 -0.279415498198926
0.6379 0.656986598718789
0.7298 0.989358246623382
0.8217 0.412118485241757
0.9136 -0.54402111088937 /
\sparkdot 0.0864 0.841470984807897 blue
\sparkdot 0.9136 -0.54402111088937 red
\end{sparkline}

```

A thick purple sparkline:



```

> library(sparktex)
> vals <- sin(seq(1:10))
> sparktex(vals, linewidth=2, normalize=TRUE, color=c("named","purple"))

% autogenerated by sparktex
% 2013-06-09 22:42:51
\definecolor{sparklinecolor}{named}{purple}{\setlength{\sparklinethickness}{2px}}
\renewcommand{\sparklineheight}{1.75}
\begin{sparkline}{10}
\spark
0.0864 0.850522
0.1783 0.919078
0.2702 0.142638
0.3621 -0.764943
0.454 -0.969239
0.546 -0.282421
0.6379 0.664053
0.7298 1

```

```
0.8217 0.416551  
0.9136 -0.549873 /  
\end{sparkline}}
```